



DETECTIVE NOTEBOOK



Detective Name: _____

TACKLING THE CASE

Background Information

Who: _____

What: _____

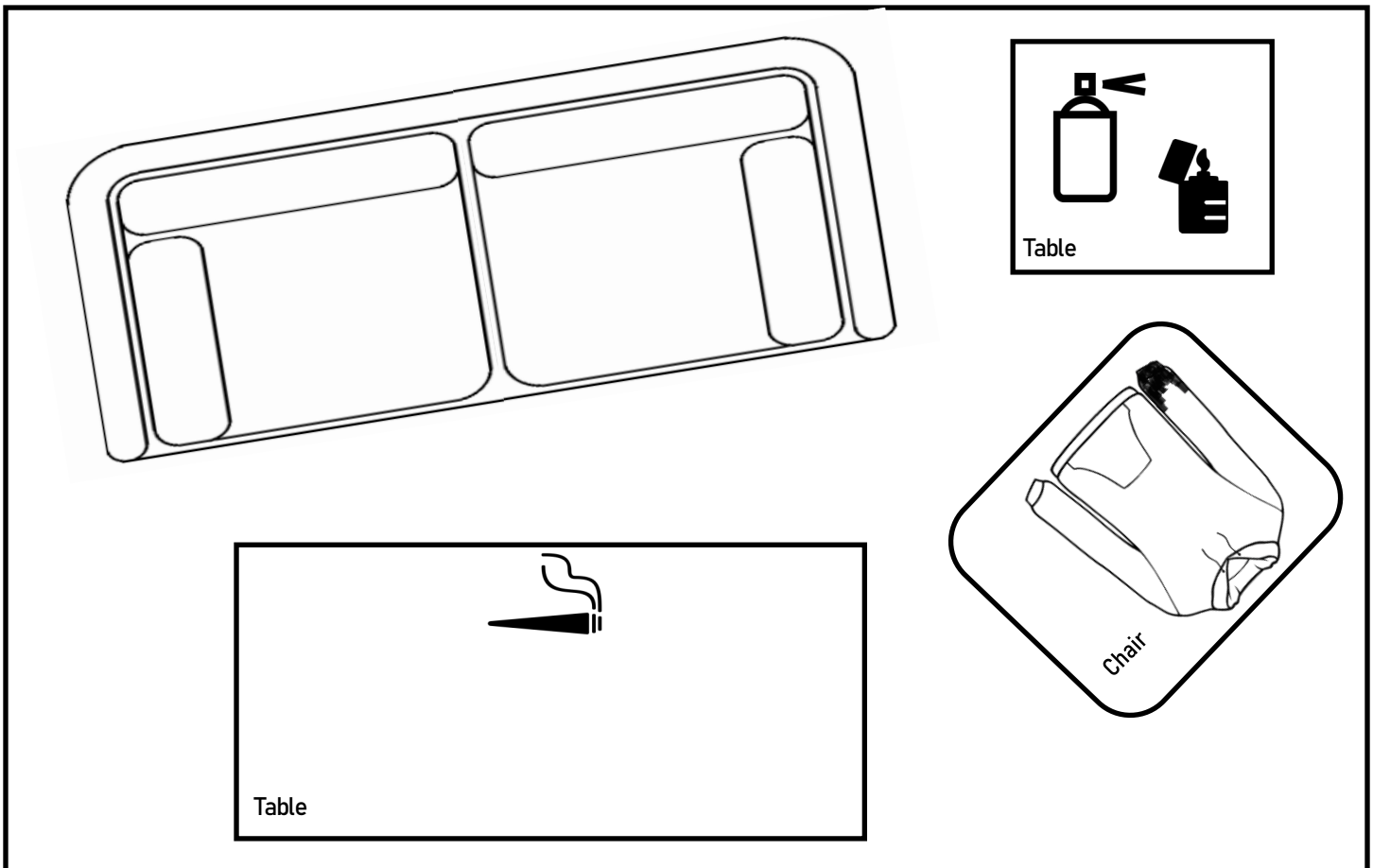
When: _____

Where: _____

Notes:

CRIME SCENE #1: BACKYARD

Evidence Analysis



Hair and Fibre

Unknown Sample #1—Found on burned sweater

Is it a hair or a fibre?

What type is it?

Unknown Sample #2—Found on burned sweater

Is it a hair or fibre?

What type is it?



DNA Analysis

Unknown Sample #1—Saliva on marijuana joint

Suspect Name	
--------------	--

Unknown Sample #2—Saliva on marijuana joint

Suspect Name	
--------------	--

Unknown Sample #3—Saliva on marijuana joint

Suspect Name	
--------------	--

Unknown Sample #4—Hair on burned sweater

Suspect Name	
--------------	--



Fingerprints

Print #1—Found on the hairspray can

Type of Print	
Suspect Name	

CRIME SCENE #2: GARAGE

Evidence Analysis



Fingerprints

Print #2—Found on sledgehammer

Type of Print	
Suspect Name	

Suspect Name	
--------------	--

Print #3—Found on marker

Type of Print	
Suspect Name	

Suspect Name	
--------------	--



Footwear Impressions

Footwear Impression #1—Pair found by front passenger door facing the vehicle

Suspect Name	
--------------	--

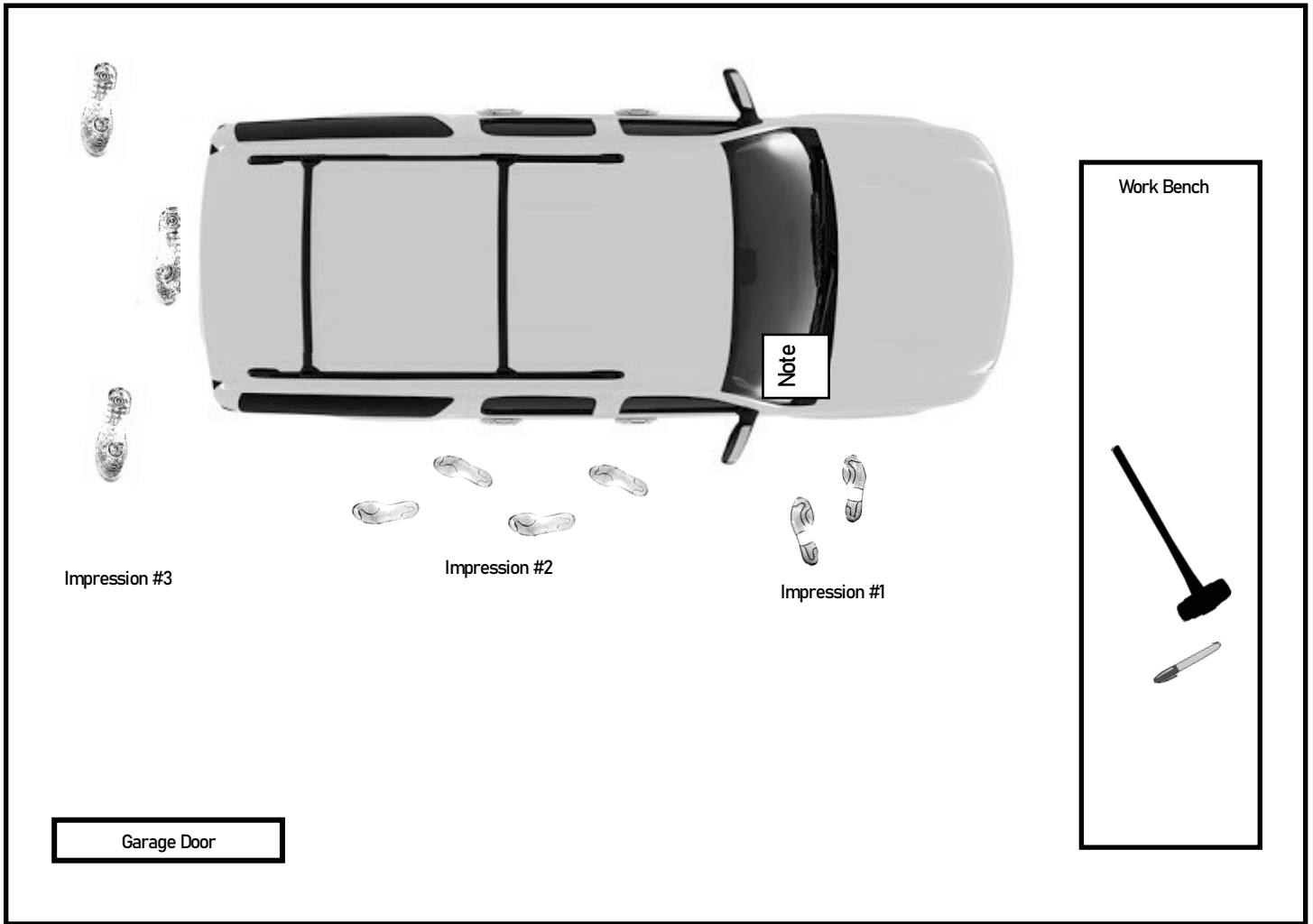
Footwear Impression #2—Multiple prints around the vehicle

Suspect Name	
--------------	--

Footwear Impression #3—Multiple prints travelling towards garage door

Suspect Name	
--------------	--

Footwear Impressions—Additional Questions



What can the direction of all the footwear impressions tell us about what each of the suspects might have been doing in the garage?

How fast do you think they were traveling based on these impressions? How do you know? What can this tell us?



Handwriting Analysis

Handwriting Sample #1—Found on note left on vehicle

Suspect Name	
--------------	--


Theories:

What happened at Crime Scene #1: Backyard

What happened at Crime Scene #2: Garage

Scavenger Hunt!

1. Explore the 360-degree crime scene on the HAWCS screen.
2. Investigate the garage crime scene photos and social media posts.



3. Spell your FIRST name using the Phonetic Alphabet

4. There is a situation at YouthLink! Look through the sniper scope and find a secret number code near the hostage situation.

5. What is a code 10-44?

(Hint: Police officers use 10-codes to make a RADIO call)

6. You are on camera! In the patrol unit area, you will see your classmates on the screen! Where do you think the camera is?

7. Name 2 breeds of dogs that are in the CPS K9 Unit.

A) _____

B) _____

8. Using the Uniform Interactive Screen- what are two items that all police officers carry?

9. How many can you find? Check them off when you do!

