



# DETECTIVE NOTEBOOK



Detective Name:

Answer Key

## TACKLING THE CASE

### Background Information

Who: Emma Clarke

What: Arson and Destruction of vehicle

When: September 29, 2018 @ 22:15 hours (10:15 pm)

Where: 5151 Shawnessy Drive SW

Notes:

---

---

---

---

---

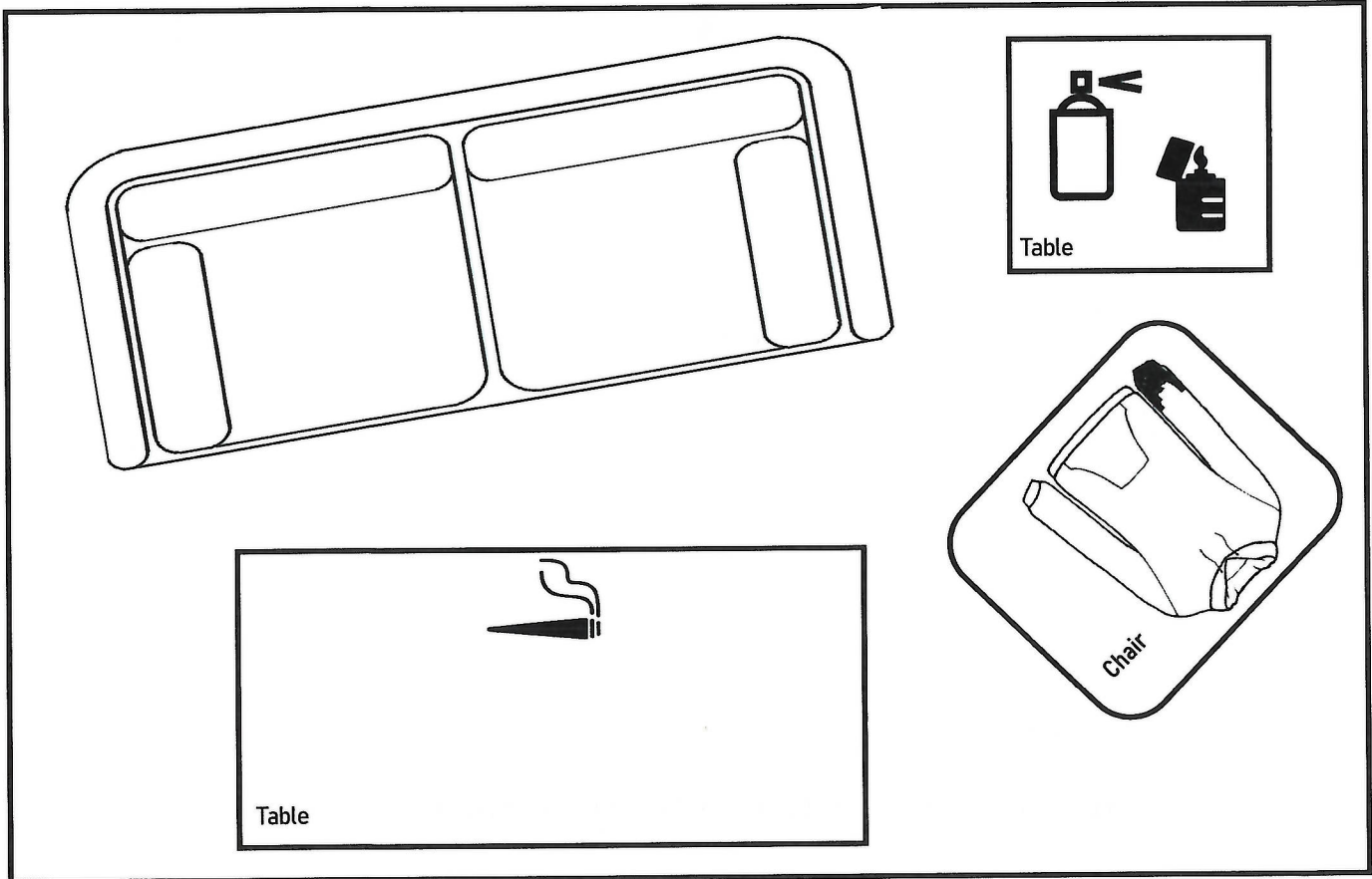
---

---

---

# CRIME SCENE #1: BACKYARD

## Evidence Analysis



### Hair and Fibre

**Unknown Sample #1**—Found on burned sweater

Is it a hair or a fibre?	Hair
What type is it?	Human

**Unknown Sample #2**—Found on burned sweater

Is it a hair or fibre?	Hair
What type is it?	Cat



## DNA Analysis

Unknown Sample #1—Saliva on marijuana joint

Suspect Name

Julia

Unknown Sample #2—Saliva on marijuana joint

Suspect Name

Alice

Unknown Sample #3—Saliva on marijuana joint

Suspect Name

Noah

Unknown Sample #4—Hair on burned sweater

Suspect Name

Alice



## Fingerprints

Print #1—Found on the hairspray can

Type of Print

Arch

Suspect Name

Alice

# CRIME SCENE #2: GARAGE

## Evidence Analysis



### Fingerprints

**Print #2**—Found on sledgehammer

Type of Print	Loop
Suspect Name	Jacob

**Print #3**—Found on marker

Type of Print	Whorl
Suspect Name	Morgan



### Footwear Impressions

**Footwear Impression #1**—Pair found by front passenger door facing the vehicle

Suspect Name	Morgan
--------------	--------

**Footwear Impression #2**—Multiple prints around the vehicle

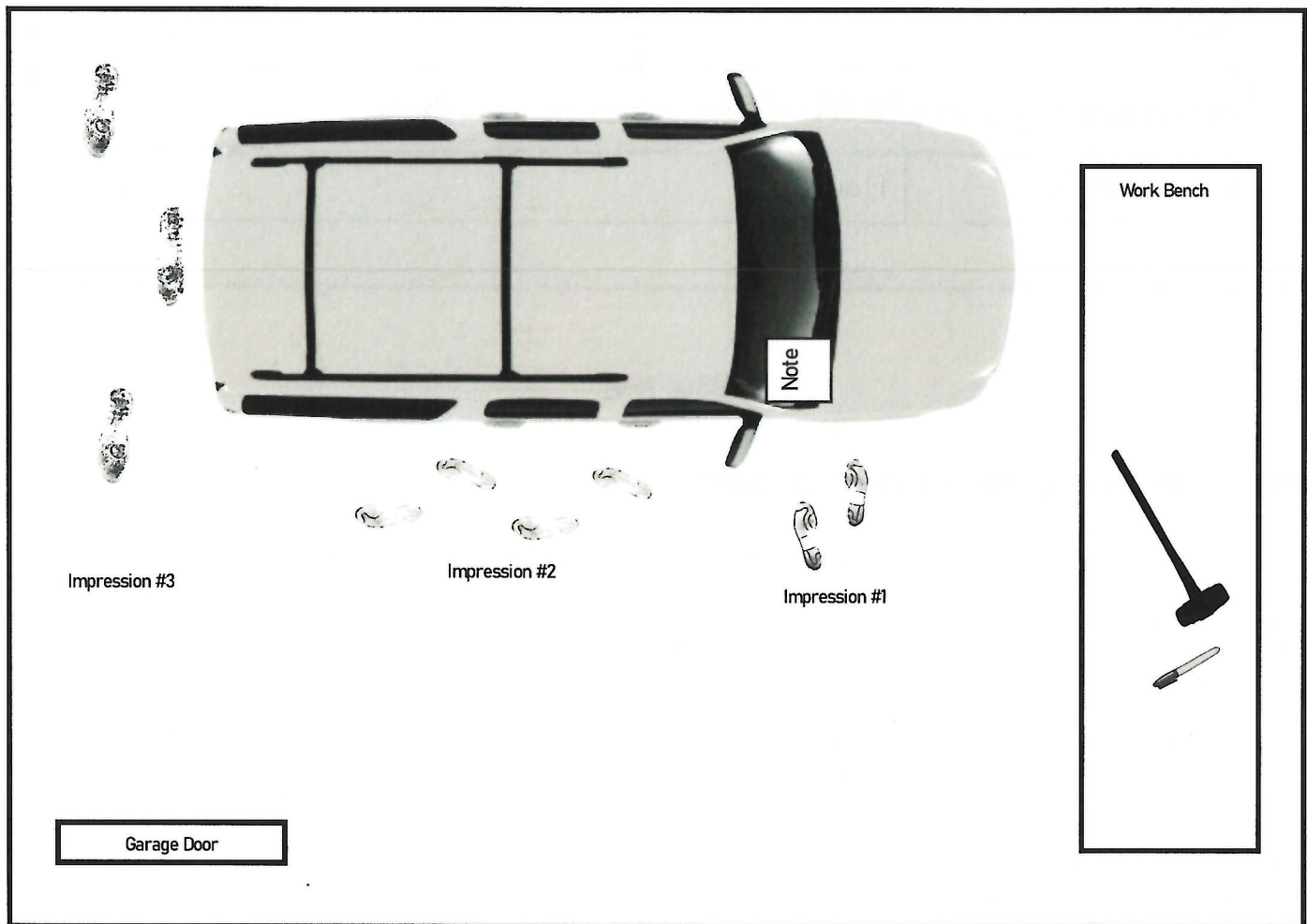
Suspect Name	Jacob
--------------	-------

**Footwear Impression #3**—Multiple prints travelling towards garage door

Suspect Name	Gabriel
--------------	---------



## Footwear Impressions—Additional Questions



What can the direction of all the footwear impressions tell us about what each of the suspects might have been doing in the garage?

Impression #1 was standing at the front near the note.

Impression #2 was walking along the side of the car.

Impression #3 was running behind the car.

How fast do you think they were traveling based on these impressions? How do you know? What can this tell us?

Impression #1 was standing, #2 was walking, #3 was running.

We can tell by looking at the distance between each footwear impression.



## Handwriting Analysis

Handwriting Sample #1—Found on note left on vehicle

Suspect Name

Morgan

### Theories:

What happened at Crime Scene #1: Backyard

---

---

---

---

---

---

---

---

---

---

What happened at Crime Scene #2: Garage

---

---

---

---

---

---

---


---

---

---

# Scavenger Hunt!

1. Explore the 360-degree crime scene on the HAWCS screen.
2. Investigate the garage crime scene photos and social media posts.



3. Spell your FIRST name using the Phonetic Alphabet

---

---

---

4. There is a situation at YouthLink! Look through the sniper scope and find a secret number code near the hostage situation.

10 - 54

---

5. What is a code 10-44?

(Hint: Police officers use 10-codes to make a RADIO call)

Abduction

---

6. You are on camera! In the patrol unit area, you will see your classmates on the screen! Where do you think the camera is?

Body camera of PSV officer

---

7. Name 2 breeds of dogs that are in the CPS K9 Unit.

A) Belgian Malinois

B) Dutch Shepherd

8. Using the Uniform Interactive Screen- what are two items that all police officers carry?

Radio, Glock

---

9. How many can you find? Check them off when you do!

